

GP Data - Full Report

Carys Jones

Date Generated: 2023-02-24

Date Range Applied: 2022-01-01 - 2022-12-31

Tables Used:

- SAILWLGPV.GP_EVENT_CLEANSED_20230101
- SAILWSDV.AR_PERS_20230213
- SAILREFRV.WELSH_GP_CLUSTER_PRACTICES_20221229
- SAIL0286V.WLGP_CLEAN_GP_REG_BY_PAC_INCLNONSAIL_MEDIAN_20230201
- SAILX0675V.WSD_CLEAN_ADD_GEOG_CHAR_LSOA2011_20230213
- SAILREFRV.WALES_GP_PRACTICES_MAIN_SITES_CLUSTERS_20210407

This report describes the General Practice data in SAIL in two ways:

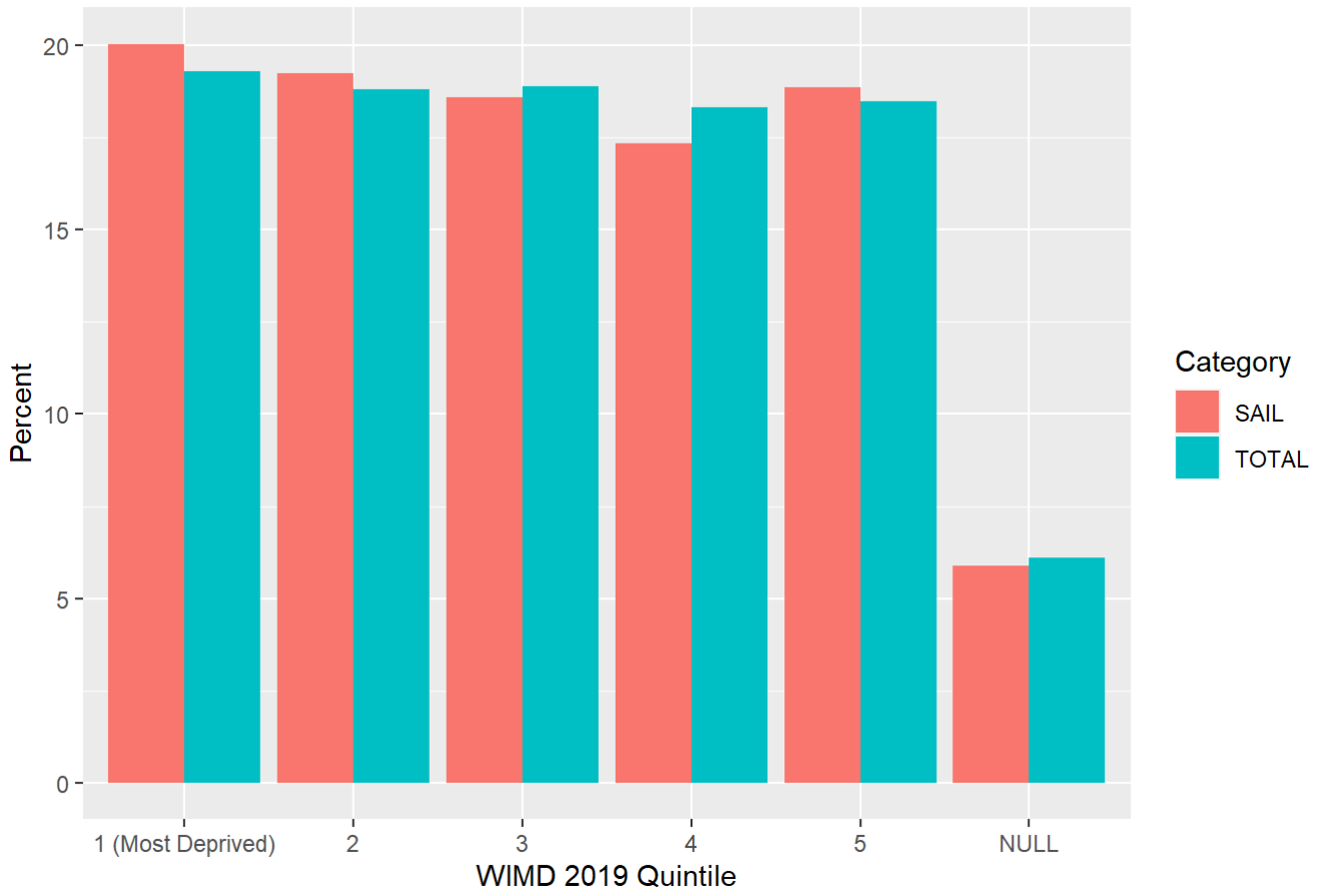
- a. the proportion of the Welsh population with a General Practice record in SAIL
- b. the proportion of General Practices in Wales that are contributing data to SAIL

Summary Plots

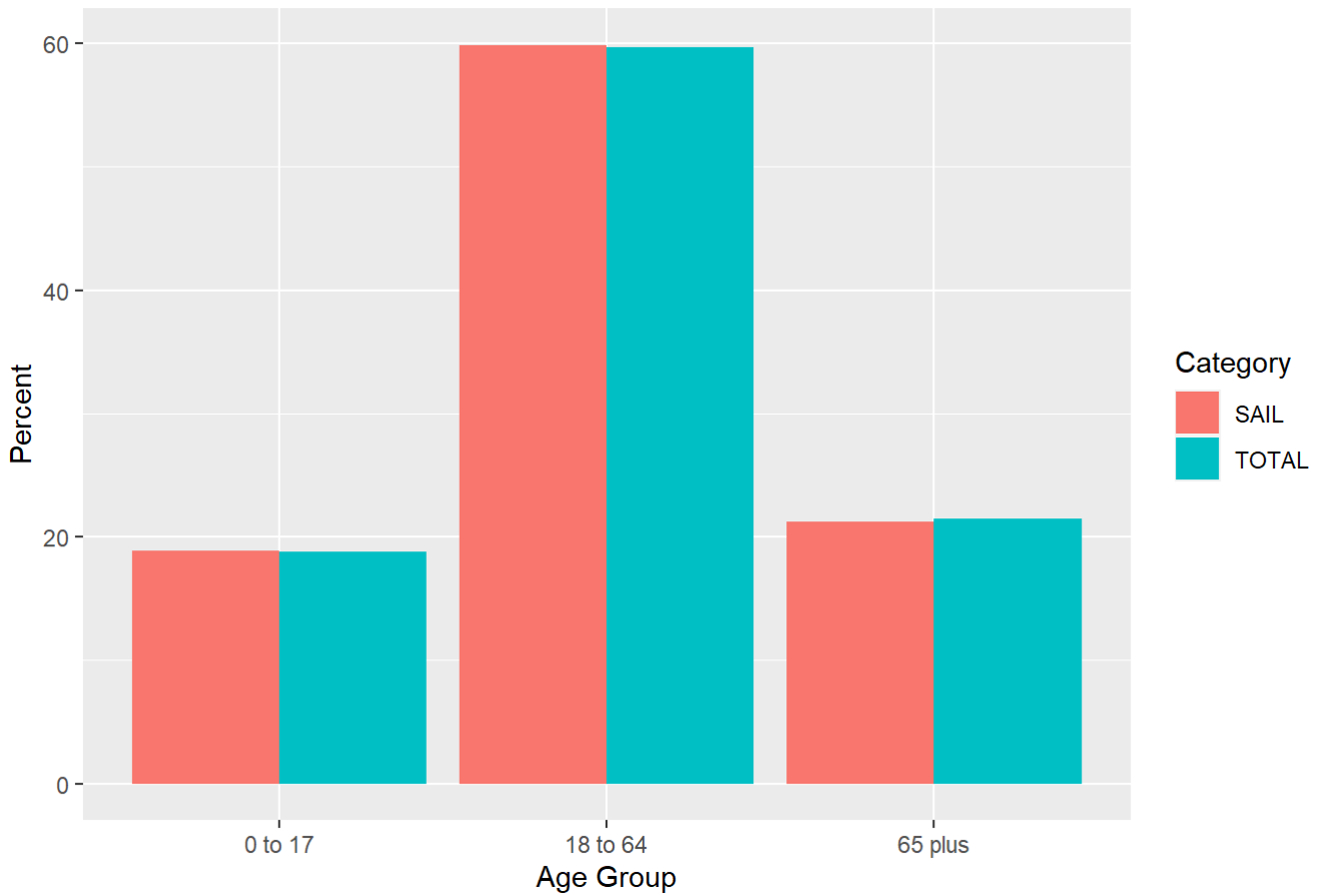
Category	Total Population in SAIL (Percent)
Complete	
•	86.2
Age Group	
0 to 17	86.5
18 to 64	86.4
65 plus	85.2
Sex	
Female	86.2
Male	86.1
WIMD 2019 Quintile	
1 (Most Deprived)	89.7
2	88.3
3	84.9
4	81.8
5	88.0
NULL	83.0

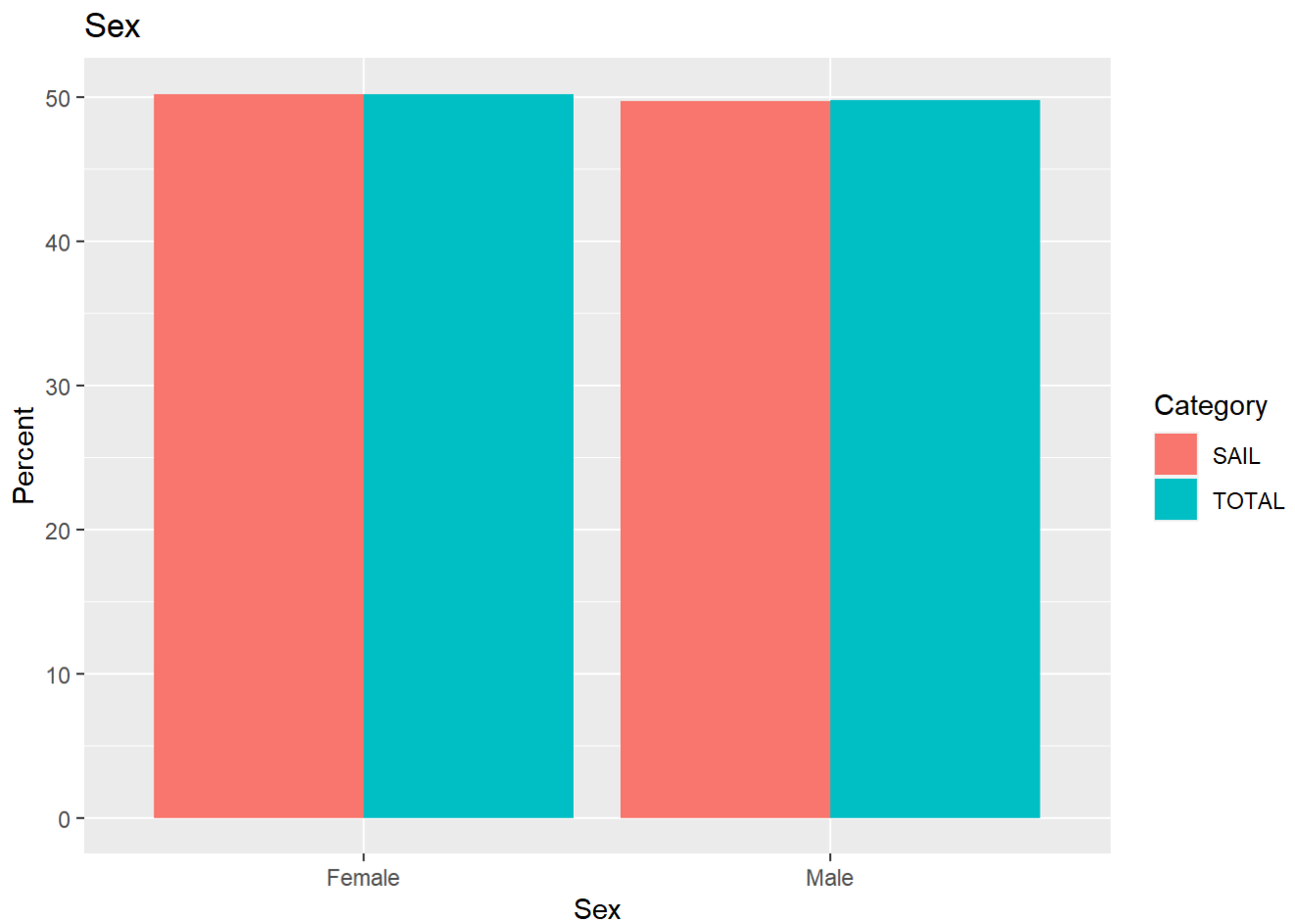
Category	Breakdown of SAIL Patients (Percent)	Breakdown of Total Patients (Percent)
Complete		
•	100.0	100.0
Age Group		
0 to 17	18.9	18.8
18 to 64	59.9	59.7
65 plus	21.2	21.5
Sex		
Female	50.2	50.2
Male	49.8	49.8
WIMD 2019 Quintile		
1 (Most Deprived)	20.0	19.3
2	19.2	18.8
3	18.6	18.9
4	17.4	18.3
5	18.9	18.5
NULL	5.9	6.1

WIMD 2019 Quintile



Age Group





Health Board	SAIL General Practices (Percent by No. of Practices)
Aneurin Bevan LHB	78.37
Betsi Cadwaladr University LHB	79.38
Cardiff and Vale University LHB	85.00
Cwm Taf Morgannwg University Local Health Board	100.00
Hywel Dda LHB	79.16
Powys Teaching LHB	43.75
Swansea Bay University Local Health Board	95.38
TOTAL	82.99

Health Board

